

SENATOR

MOTE

Mote has been designed to provide a holistic solution when designing dynamic environments. Created as a complete lounge seating range, no detail is an afterthought, with every inch having been given careful consideration to

eliminate dead space. The Mote family includes sofas, ottomans, screens and accessories, each linking seamlessly to each other to create a combination of rectilinear and curvilinear forms for beautiful yet defined spaces.



Design by Senator

FEATURES

Standard Features (*Selected models only)

- Traditional carcass construction with multi density foam
- Fully upholstered
- Cast Aluminium frame
- Plastic glides with levelling adjustment

Optional Features

- Frame fitted power units - 2 x powered
- USB/TUF and 1x power socket*
- Multiple fabrics
- End arms
- Single arms- mid
- Double arms - intermediate



DESIGN

Senator

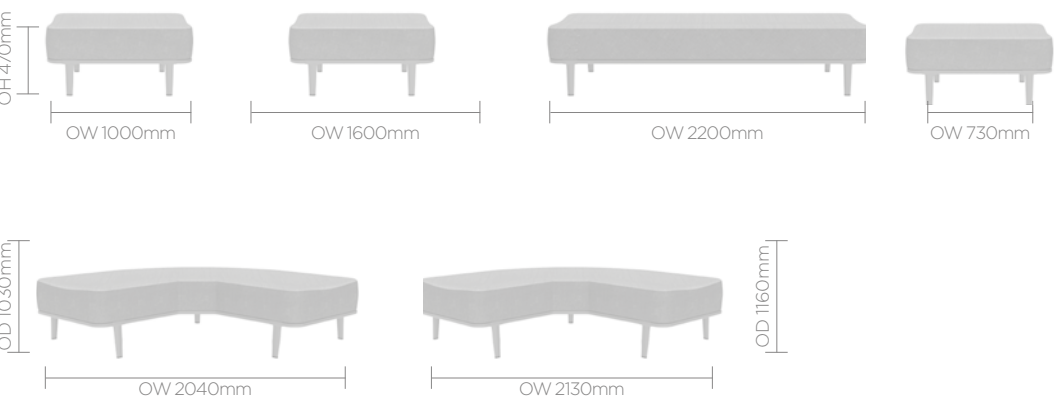
Our team of talented in house designers are responsible for creating elegant, innovative furniture designs which not only look beautiful, but minimise the impact on the world around us.

They come from all over the world, but are based in our Design Centre located in a quiet Lancashire village just outside the Ribble Valley. Our dedicated facility is over three floors which include studios, a materials test centre and prototyping lab.

SENATOR

DIMENSIONS

Ottoman



Sofa



SENATOR

Rear Screen




Rear & Side Screen

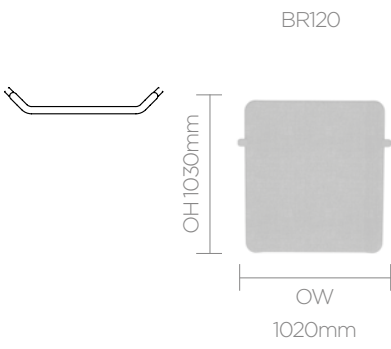
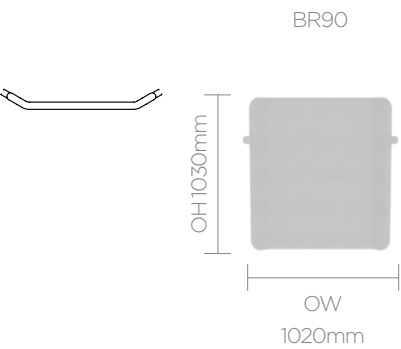


SENATOR

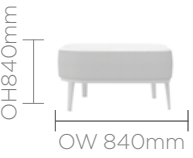
Footstool



Bridging Screen



90° Two link unit



SENATOR

Finish Options

Cast Aluminium frame available in Black, Anthracite or Light Grey


Metal Frame Finishes



Black (Textured)



Anthracite



Light Grey

MFC Band 1 Finishes



Beech



Strata Oak



Urban Maple




Greige Castello Oak



Dark Rockford Hickory



Winter Oak



White



Light Grey

MFC Band 2 Finishes




Basalt



Premium White



Premium Black



Taupe Grey



Slate Grey



Cobalt Grey



Alby Blue



Smoke Green



Deep Sahara

SENATOR

MOTE

Mote has been designed to provide a holistic solution when designing dynamic environments. Created as a complete lounge seating range, no detail is an afterthought, with every inch having been given careful consideration to

eliminate dead space. The Mote family includes sofas, ottomans, screens and accessories, each linking seamlessly to each other to create a combination of rectilinear and curvilinear forms for beautiful yet defined spaces.



Design by Senator

ENVIRONMENTAL

All Environmental Data can be found on product LCA reports.
LCA reports can be downloaded from the Group Portal and Website.

SENATOR 3 R'S

Senator is committed to continually improving the sustainability of all environmental aspects within our business.

To meet both international standards and our own environmental targets we apply the three R's principle

-Reduce, Reuse and Recycle.

Whilst recycling is the element which receives the most exposure it is actually the last option available and should never be the prime target in anyone's battle to reduce waste.

It is our duty as individuals and as a company to initially attempt to **Reduce** usage. Then we should look to **Reuse** wherever possible and finally, only after these two processes have been exhausted, should we consider **Recycling**.

Reduce
Reuse
Recycle